

EC188-CB400D-
2500WAI
EC MOTOR FAN
EXT ROTOR.

DATASHEET-
INSTALLATION GUIDE.

En-GB
METRIC.
AI Series



TRANSMONK
simply precise.

1.0 Introduction

The specification describes the standards, operating environment, and technical requirements of the product.

2.0 Requirements of product standards and safety regulations

2.1 Standards and requirements of the product followed

2.1.1 GB12350 (Safety requirements of small power motors)

2.1.2 EN60335-1 (Safety requirements of household and similar electrical appliances)

2.2 The fan is CCC and CE approved.

2.3 All materials are ROHS compliant

3.0 Mechanical requirements

3.1 Motor magnetic materials

QZ-2 180 degree Celsius / High Strength enamelled wire QZ-2 180 degree Celsius

Stator and Rotor permeability magnetic material: Silicon Steel

Rotor: Die-Casting Aluminium

3.2 Balancing: The residual unbalance weight is less than the permit value of G6.3 (balancing precision grade, according to the standard of JB/T9101) when the fan is running at rated voltage and frequency.

3.3 Vibration: Vibration speed virtual value of fans accord with JB/T8689.

3.4 Lifespan: The fan is designed to run for a lifespan of 30,000~40,000 hours when the fan is running at rated voltage, rated load and maximum operating temperature.

4.0 Electrical Protection: The motor is equipped with the overload protection function, cut off temperature is between 150-160 degrees Celsius and reset temperature is between 90-120 degree Celsius

Leakage current: According to GB 12350

Installation mode: Horizontal & Vertical

Mode of speed regulation: Please provide the controller details with which you want to regulate the fan speed

5.0 Quality requirements

Quality requirements in accordance with ISO9001:2000 and inhouse quality standards

6.0 Operating and storing environmental requirements

Operating temperature range: -25 to +60 degree Celsius

Operating humidity range: 30% to 95% RH

Operating altitude: \leq 1000 m

Ambient atmospheric pressure: 80-110 Kpa

Transportation/Storing temperatures range: -40 ~ +80 degree Celsius

Transportation/Storing humidity range: 30% ~ +95% RH

Packaging: Carton / Wooden packing

7.0 Standard of noise test: As per ISO 13347 (Determination of fan sound power levels under standardized laboratory conditions)

Product specification

Nominal data

Fan model	EC188-CB400D-2500WAI
Motor type	EC external rotor
Power Supply	3 ~ 400 Volt
Voltage range	380-460
Frequency	50-60Hz
Input power	2500 Watts
Speed	2650 RPM
Current	4.2 Amp
Airflow@0 pa	9414 CMH
Sound power	84 db
Impeller type	Backward curve

Technical data

Protection class	IP54
Thermal class	F(155 degree)
Fan life*	~ 30,000 to 40,000 hours
Weight	34 Kg
Rotation direction	Clockwise, viewed toward rotor
Certification	CE
Impeller material	Aluminium
Rotor	Die-casting Aluminium
Bearing	Maintenance free ball bearing

Product specification

Technical data

Installation mode

Horizontal / Vertical

Control method

0 - 10 VDC / PWM

Power output

+ 10 V DC

Tech output

12 Pulse/Rotation**

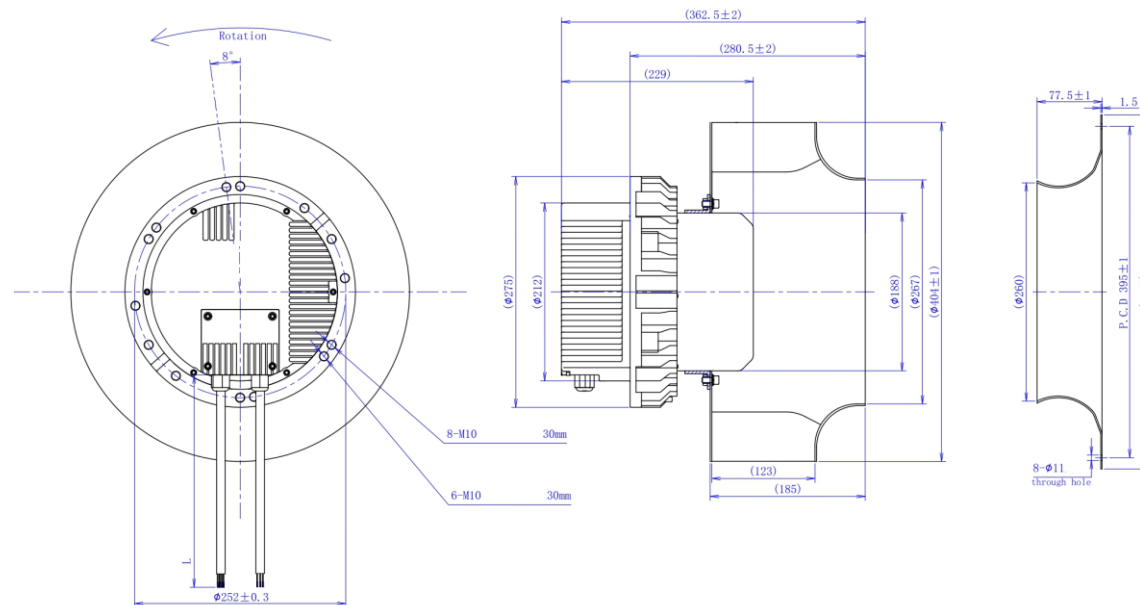
Inbuilt protection

Over/Under temperature, voltage & current
Locked rotor

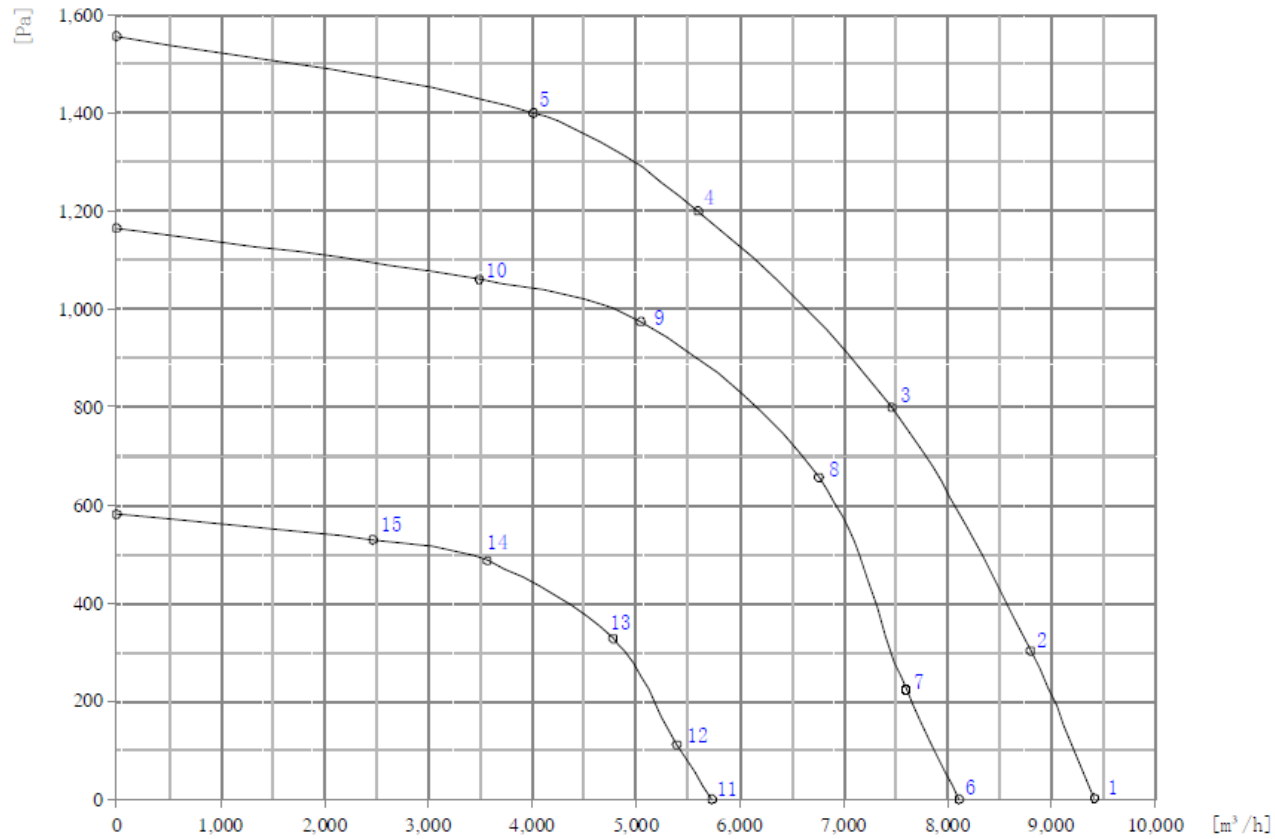
*If the fan is running continuously at rated voltage, rated load and maximum operating temperature

**Needs 10KOhm pull-up resistance between +10V line & tach output line

Drawing (all dimensions are in mm)



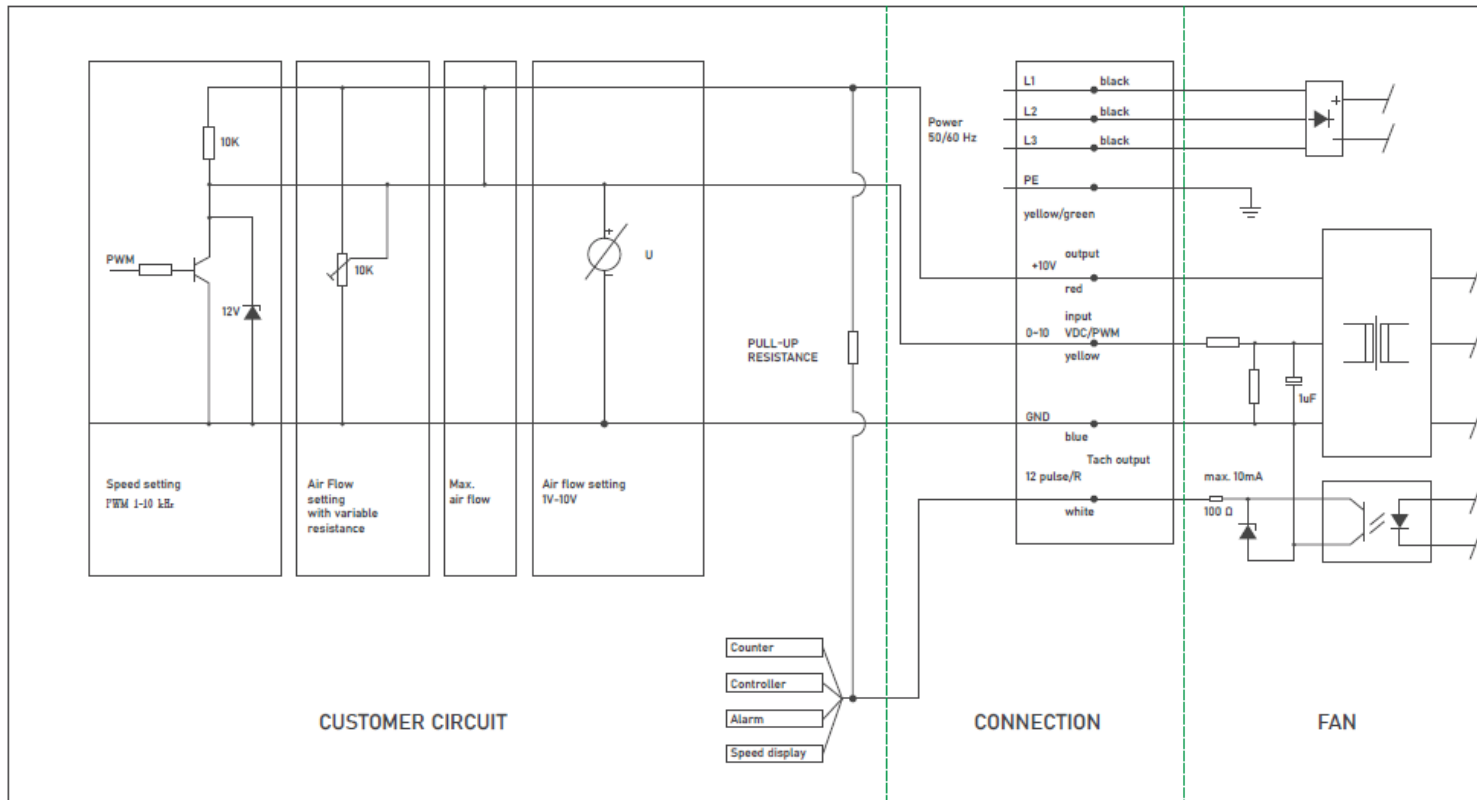
Performance curve



Data point table

Point	RPM	Power(watt)	Current (Amp)	Airflow (CMH)	Pressure (Pa)
1	2611	2406	3.98	9414	0
2	2618	2831	4.65	8797	300
3	2483	3310	5.43	7461	800
4	2496	3290	5.40	5600	1200
5	2585	3309	5.43	4010	1400
6	2250	1539	2.55	8113	0
7	2250	1797	2.95	7598	224
8	2250	2462	4.04	6761	657
9	2250	2409	3.96	5047	975
10	2250	2182	3.58	3490	1061
11	1590	543	0.90	5733	0
12	1590	634	1.04	5389	112
13	1590	869	1.43	4778	328
14	1590	850	1.40	3567	487
15	1590	770	1.26	2466	530

Wiring Diagram (Three phase)



Important Note

Cannot be used in coal mines where methane mixed gas and coal dust may cause explosion hazard.

Keep away from rotating parts when the fan is in running condition.

Cannot be placed and used in places where corrosive gas or steam is present.

Do not touch any of the high voltage line when the product is powered on.

The bearings used are ball bearings so please prevent the rotor from direct impact.

In order to avoid the circuit from breakdown OR insulation from damage, do not pull the wire harness while moving the product.

Customer fan unit should connect to ground well.

Do not touch the fan blade in running condition

Please use the fan under the conditions specified in this datasheet and contact us in case of any queries